

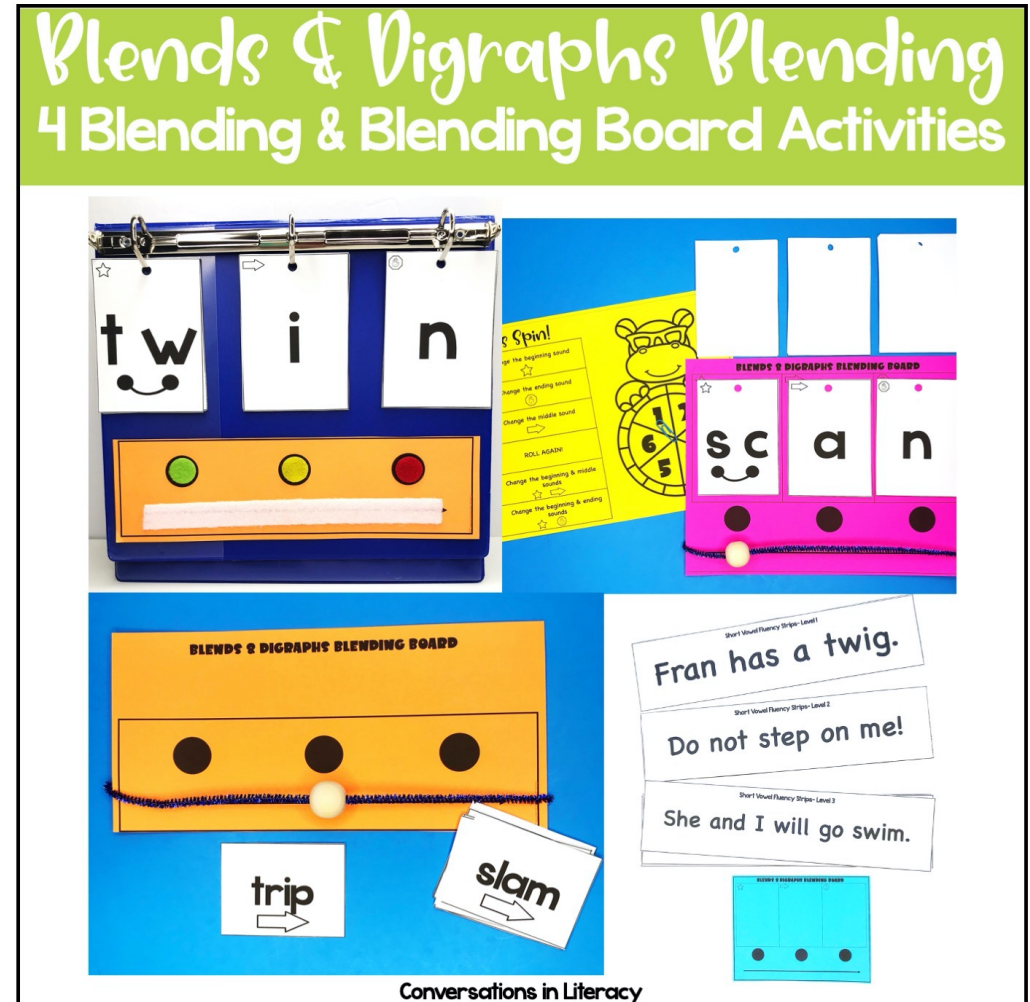
Blends & Digraphs Blending Activities

4 Blending Activities

Blending & Segmenting

Build Fluency &
Automaticity

Scroll Down 



Why?

- ✓ Teaches Students to Blend Sounds Into Words
- ✓ Builds Word Automaticity and Reading Fluency
- ✓ Engaging Activities That Build Better Decoding and Encoding Skills

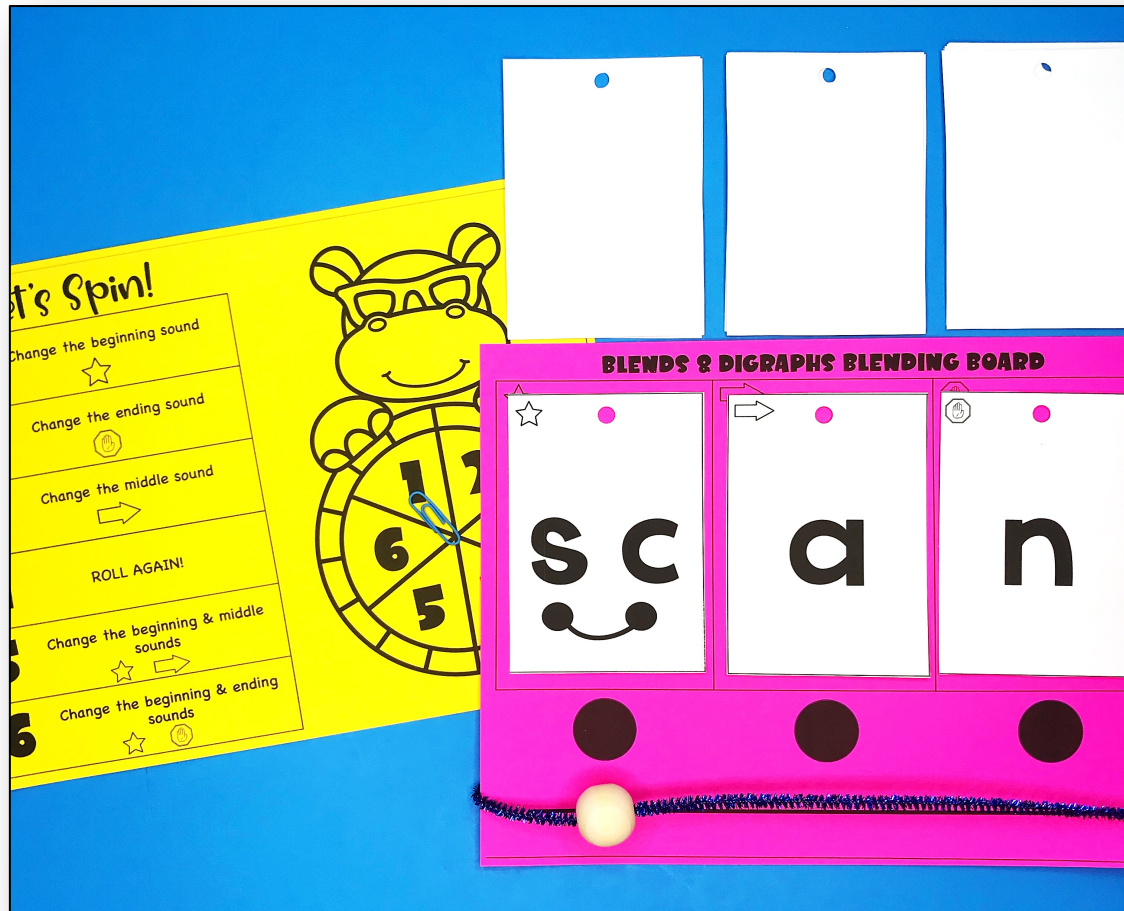


Activity #1



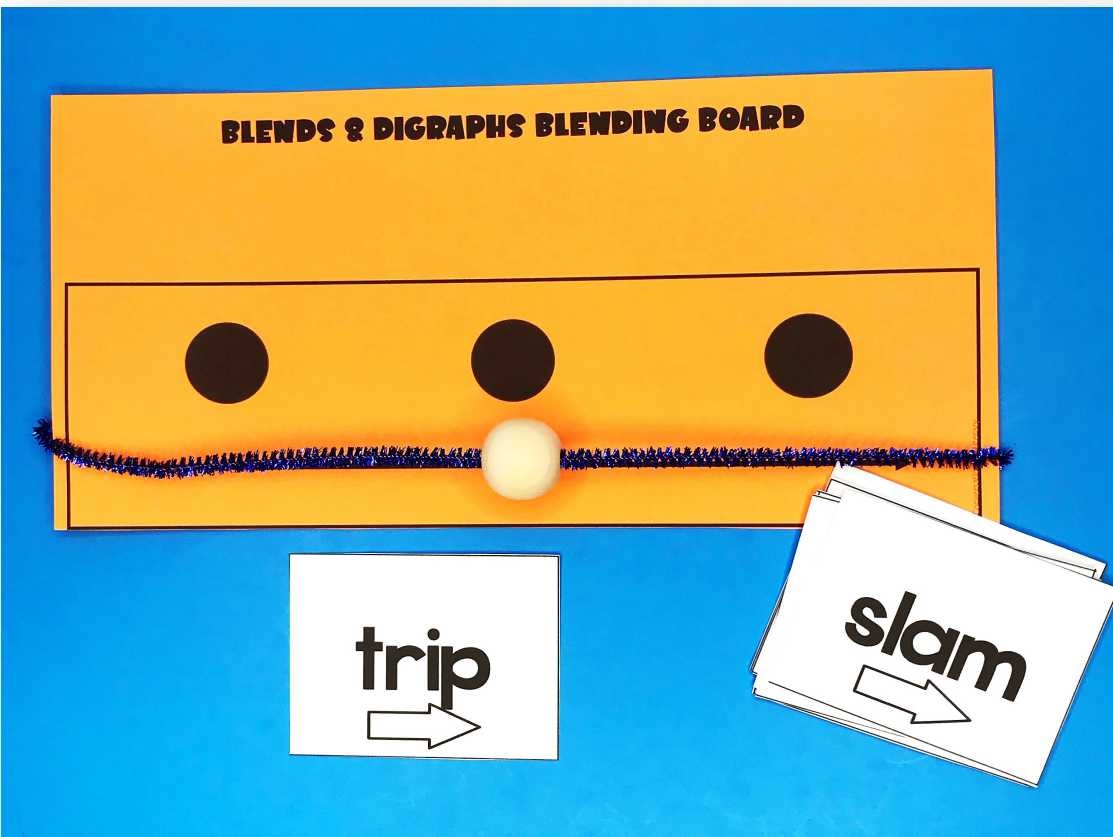
- ✓ Blending Board For Teaching Blending Beginning, Middle & Ending Sounds
- ✓ Coded Sound Cards for Beginning, Middle & Ending
- ✓ Segmenting & Blending Board
- ✓ TIP: Add Velcro For Multisensory

Activity #2



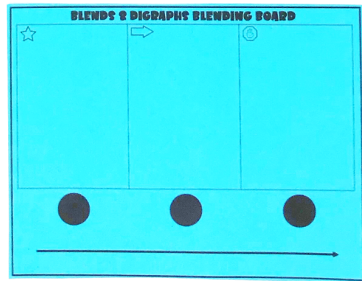
- ✓ Fun Center Game
- ✓ Students Practice Blending Skills Independently
- ✓ Change Out Individual Sounds & Read New Words
- ✓ TIP: Add Large Bead to Pipe Cleaner For Blending Practice

Activity #3



- ✓ Building Automaticity For Better Fluency
- ✓ 162 Word Cards To Practice Blends & Digraphs Quick Blending
- ✓ Use Half Page Blending Board For Support
- ✓ TIP: Can Use Velcro or Pipe Cleaner and Bead or Just the Board

Activity #4



- ✓ 45 Fluency Strips
- ✓ 3 Different Levels of Difficulty with 15 Cards For Each Level
- ✓ Miniature Blending Board Can Be Used For Support
- ✓ Build Confident, Fluent Readers

Who Is It For?

- ✓ Classroom Teachers
- ✓ Reading Teachers & Interventionists
- ✓ Special Education & Resource Teachers
- ✓ After School Tutoring

When To Use It?

- ✓ Includes Activities That are Perfect For Whole & Small Groups, Centers, Interventions, Word Work, Tutoring, etc...